



The



Script



Volume 65, 4 – Santa Clara Valley Chapter of the Model A Ford Club of America – April 2024



Hello SCVC,

It feels like we've hit our stride for driving our Model A's in 2024. Traveling to Clovis for the CCRG in mid-March did not disappoint. I love traveling two-lane roads through the farm and orchard country of California's Central Valley. It makes it easier to imagine what it may have been like to travel in the early 1930s in a then-modern car. But I digress. The Sierra Chapter of MAFCA put on a fun-filled weekend with food, car games and tours. Look for highlights of this tour as you read further in this edition of the Script.

As you read, check out the many chances you have to get out and drive your Model A in the activities schedule. Don't miss the tour of San Juan Bautista and the BBQ in Salinas later this month. Our activities directors Dave and Susan Jones have done a great job of filling the calendar with many opportunities for you to get out and enjoy some driving and camaraderie.

Thanks to Liz Ng and Liz Marshall and the Fun and Fashion crew for finding imaginative things to make. I saw the beautiful lace pins they made and it never ceases to amaze me that they continue to come up with interesting ideas. The radiator seminar was informative. I took the initiative to have the sedan radiator serviced and I rebuilt the water pump in anticipation of our trip to Ruidoso. Thank you Rich

Campbell and the members who contributed to that seminar.

Thanks additionally go out to John Seabury, our Membership Director for shepherding our membership into another year in SCVC and producing our most current directory. Also doing a great job is Doug Anberg digging into our finances. He has updated spreadsheets and consolidated information as well as made other tools that will make it easier for future treasurers to do their job. Thank a board member when you see them for the time and effort they expend furthering our great club. We have extraordinary volunteers, without these individuals, our club would cease to exist. We certainly don't want that to happen!



Let's go out and drive! Thanks, Mark

ABOUT THE NEWSLETTER

The Ford Script is published monthly by the Santa Clara Valley Chapter of the Model A Ford Club of America, P.O. Box 6918, San Jose, CA 95150. This newsletter is to aid in the restoration and enjoyment of the Model A Ford automobile and keep club members informed of events and activities. All members are encouraged to submit articles of interest. Permission is granted to other publications to copy material, provided that acknowledgment is given. E-mail, mail or deliver all newsletter items to the editor by the end of the monthly general meeting for inclusion in The Ford Script. All correspondence concerning The Ford Script can be sent directly to the editor; suggestions, photos, write-ups and articles are welcome. E-mail: editor.scvcma@gmail.com.

Membership: For 2024, membership in SCVC is \$35 per year, per family.

Membership applications are available at www.scvcma.org. Membership in MAFCA is a prerequisite for membership in SCVC. Send \$50 MAFCA dues to Model A Ford Club of America, 250 S. Cypress St., La Habra, CA 90631-5515 or join on the website: www.mafca.com

IN THIS ISSUE

President's Message.....page 2
Meeting Minutes.....Page 3
Coming Attractions.....Page 5
Tour to CCRG in Clovis..... Page 6
The South Bay Adventure.....Page 11
Member Model A Story.....Page 13
TechSeminar.....Page 14
Hubley Racers Tune-up..... Page 15
Fun/Fashion Seminar.....Page 16
MAFFI Minute.....Page 17
MAFCA President Message.....Page 18
Tech Corner.....Page 19
Remember When.....Page 20
Miscellaneous..... Page 21
Classified Ads.....Page 22
Support Our Advertisers Page 25

President:	Mark Barrett	(408) 371-7553	H
Vice President:	Mike Stevens	(408) 621-0137	C
Secretary:	Lizanne Polland	(408) 410-7074	C
Treasurer:	Doug Anberg	(408) 981-9999	C
Membership:	John Seabury	(530) 304-2833	C
Activities:	Dave & Susan Jones	(650) 793-2778	C
Editors:	Bob & Patti Meneely	(650) 948-9301	C

GENERAL MEETING MINUTES 4/2/2024

Minutes from the General Meeting on April 2, 2024 by Lizanne [Leezohn] Polland

The meeting was called to order at 7pm by President Mark Barrett. Glenn Wildman led the flag salute. 59 families/99 chairs were in attendance.

Greeter: Susan Colbeck greeted club members, there were no guests.

Newcomers: Jay Day welcomed and encouraged us to participate in the greatest club in MAFCA.

President: Mark Barrett thanked Kathy Anberg for volunteering for the advertising position.

Secretary: [Leezohn] Polland. Corrections to the Board meeting minutes based on Doug Anberg's treasurer's report at the Board mtg: expenses and net income were corrected. No corrections to the March general meeting minutes as printed in the Script. Motion to approve made by Dave Jones, seconded by Chuck Christensen. Correspondence: Jill Barrett sent a thank you card to the club for a weather vane and Model A blanket she received at the Dec banquet (the card was misplaced and thus the tardy reporting). Correspondence this past month included two bank statements for the two CDs from Luther Bank, a note from Luther Bank indicating the CD maturing Apr 5 will rollover automatically, a letter from the Model A youth restoration awards program, and a renewal check.

Vice President: Mike Stevens identified the many taxes we are subject to including income, real estate, sales, capital gains, social security, gift taxes, value added taxes and special assessments. He quoted Arthur Godfried, "I'm proud to be paying taxes to the US; the only thing is-I could be just as proud for half the money."

Treasurer: Doug Anberg reported our income and expenses. He also informed the club that the Board voted to renew the CD when it matures and add an additional amount of funds to the CD balance.

Editors: Bob and Patti Meneely mentioned the Script is ready to go. The only item missing is the minutes.

Membership: John Seabury reported 104 paid member families. Some members moved out, others are giving up on the hobby. He will continue to watch for renewals. A revision to the club roster is on the website; please review it for accuracy and any changes. The cover page is graced with Fred Wilkinson's handsome car.

Activities: Dave and Susan Jones

Past Activities:

Mar 8-10: CCRG (which stands for Central California Regional Group vs NCRG) met in Clovis, north-east of Fresno. 160-180 families attended and SCVC brought in 20 families with mostly A's driven. The meet included Saturday tours, a museum, a Christmas tree farm with a locomotive system, seventy-two pieces of yard art on the driveway to a tiny house and the Sunday banquet

Mar 17: The alternate local tour was canceled because of the closure of a major highway. However a group did meet in Milpitas; 14 A's and one modern car drove to Agnews Historic Park (for historical building sightings), Moffett airfield and NASA Ames. They stopped and had lunch at the Google campus, enjoying its garden art. This tour stands as a testament to the saying, "it's not about the destination but about the journey"

Upcoming Activities: See Script article

Seminars:**Fun/Fashion Seminar:** Liz Marshall/Liz Ng

Apr joint seminar at Elderton's on hubleys; how to tune them up and how to make pom poms

May 18 will be at Judy Cole's home. Laurie Elliot will present sportswear fashion.

Jeanne Peters will host a seminar on hats with Rinaldi

Tech Seminar: Rich Campbell

Apr 20 Hubley seminar. Bring your new or old hubleys. [Rich placed in a Colorado contest so he qualifies to teach on Hubley rules, regulations, and modifications to make your car run smoother (and how to ensure front bumpers are solid to survive instant stops)!] Pom pom and cheering squad teams will be fun additions at Hubley events. Rich also made a plug for the Apr 14th All Fords Swap meet

May 18 front axle seminar at Rich Campbell's. John Seabury along with Chuck Elderton will demonstrate alignment of front axle; Steve Bartolomei will bring hydraulic press and we will learn how to press an axle into shape. Will also go over the assembly of spindle bearings and spaces. Different stations will be set up. If you have a bent axle make sure you don't miss this opportunity

Jun possible topics: Contact Rich if (i) your car isn't working right, it can be the focus of a seminar, or (ii) if you know a good venue where our As might meet for car swapping; we will drive others A's to compare how our brakes or steering measure up.

Librarian: Karen Larsen and Rob Keefe. Rob reminds us that the library is cataloged on the website. They will deliver an item or bring it to a seminar or tour.

Webmaster: Wayne Innamorato (no report).

Facebook Coordinator: Shauna McGuiness (not present). One new member joined the FB page.

Sunshine Program Coordinator: Gina Anderson. Nine Get Well cards sent (three received 2nd card) for reported colds or viruses as well as other ailments. Will and Karla Lancaster (cold), Brian and Shauna McGuiness (Covid), Susan Jones and Susan Kafer (colds). Don Cole (reinjured his back), Sandra Casalino who has been in and out of the hospital got another card and she is home now.

Vest Material: Vicky Wildman has no vest material at the moment but does have patterns and she can shop with you to purchase material for the

simple three piece pattern. Vests are a distinctive way to identify club members on events.

Participation: Chuck Elderton. The March general mtg had 59 member families. The CCRG meet drew 20 member families with 18 A's. SCVCs St. Patrick's day tour included 17 member families driving 14 A's.

Historian: No volunteer yet

MAFCA & MAFFI: Chuck Christensen. MAFCA National convention in New Mexico is in June. Their Judging Standards committee is putting on a seminar on judging the Model A.

MAFFI is in the process of expanding its museum at Hickory Corners, MI. Please visit MAFFI.org to support their fundraising efforts.

NCRG: Jill Barrett (no report).

Unfinished Business: Mark Barrett thanks Kathy Anberg for volunteering for the advertising position.

New Business: None.

New Cars: Kenny Cross purchased a 1930 pickup truck.

Trophies:

Hard luck trophy: Mike nominated Rich Campbell who won the award with a myriad of problems on the CCRG tour: (i) broke his shock mount on the road to Clovis; (ii) battery operation switch turned off and stayed off; and (iii) blew a head gasket

Edsel trophy: Dave Anderson left his car on jacks to repair his wobbling front end and lost transmission fluid all over Gina's side driveway

Good Samaritan trophy: Mark Barrett thanks Chuck Elderton for the spare gas cap and his help transporting the Burtz engine; Mark also thanked Don Cole for his repair help. Gina thanks Barretts for helping her remember a CCRG member's name. Joe Goulart thanked Dennis Rinaldi and John Seabury for jump-starting his car twice. Kenny Cross thanked Brian McGuiness for help and Jim Cowing for loaning him a tool. Rodger Griffin thanks Ted and Susan Kafer for saving him from staying stuck in a low chair. Cin Barnes thanks Jill Barrett for monitoring FB to assist him in joining the meeting. Liz Ng thanks Patti Meneely for materials donated for Dress a Girl Around the World campaign.

Good of the order: Dennis Rinaldi mentioned one room available for reservation at the NM host hotel.

2024 SCVC Club Activities are shown in Bold.

Apr 2, Tue, SCVC General Meeting on ZOOM, 7:00pm. Watch for the email invite.

Apr 13, Sat, SCVC Joint Tour with Grampa Chapter of Salinas/Monterey. We will tour to San Juan Bautista and tour together to Salinas to visit their downtown train museum and First Mayor's House Museum. We will then tour to Royal Oaks Park for a BBQ. They will cook and provide the meal and we will bring snacks, salads and desserts. **Please inform Dave Jones if you are coming so we can notify GRAMPA how much food to cook.** Meet at the McDonalds parking lot at 5508 Monterey Hwy, SJ at 7:45am, depart at 8:00am for our tour down Monterey Hwy with a planned arrival at San Juan at 9:00 for a brief potty stop.

Apr 14, Sun, All Ford Swap Meet, 1600 Dell Ave, Campbell, CA

Apr 20. Sat. Joint Tech & Fun/Fashion Seminar. 9:30am at the Eldertons. Hubley tune-up just in time for the MAFCA National and the NCRG event. There will be a short two-lane track set up for test runs, and space to perform tune-ups. For ladies who wish to make pompoms, ribbon and popsicle sticks will be available. Bring your own blue and yellow curling ribbon.

Apr 30, Tue, SCVC Board Meeting on ZOOM, 7:00pm.

May 3-5, Lake County A's Spring opener. Hosted at Konocti Harbor Resort in Kelseyville. <https://www.mafca.com/downloads/Events/2024SpringOpenerRegistrationForm.pdf>

May 4, Sat, Famoso Swap-o-rama (new home of Bakersfield Prewar Swap), Famoso Drag Strip, McFarland, CA

May 7, Tue, SCVC General Meeting on ZOOM, 7:00pm.

May 18, Sat, Tech Seminar. 10:00am at Rich Campbells home. John Seabury will give a talk on straightening the front axle.

May 18, Sat, Fun/Fashion Seminar. 9:30am at Judy Coles home. Topic will be "sportswear" by Laurie Elliott and team.

May 19, Sun, SCVC Tour to Friendship Day hosted by Mid-Peninsula Old Time Auto Club, 441 Seaport Ct., Redwood City. 8:00am - 2:00, Model A admission is \$10 per car. Meet at McDonalds, 1721 E. Bayshore Rd, East Palo Alto(across from Ikea) at 7:45am, leave at 8:00.

May 24-26, NCRG "Sagebrush Classic" in Carson City, NV, www.sagebrushclassic.com

May 28, Tue, SCVC Board Meeting on ZOOM, 7:00pm.

June 2, Sun, Auburn Swap Meet at Gold Country Fairgrounds, Auburn, more info when available.

June 8-9, Santa Clara Valley Model T Club 53rd Annual Endurance Run and Lowland Tour, Meet in Lucky Store parking lot at 2175 Grant Rd, Los Altos. (just off Foothill Expwy) at 6:15am, leave at 6:30. www.scvmtfc.org for registration forms.

June 23-29, MAFCA National Convention, "Southwest "A" Ventures" sponsored by the Southwest Model A's, Event being held in Ruidoso, New Mexico. www.southwestventures.com

June 24, Mon, Tour to celebrate 50th Anniversary of family ownership of the Enderby's Model A. We will drive from Redwood City to the Alpine Inn for a no host lunch. After lunch we will tour by points of family interest in Los Altos Hills, Palo Alto and back to Redwood City for cake. A fun set of questions to be answered along the tour. Meet at Enderby's home, 158 Fulton St, Redwood City at 10:00am, depart at 10:45.

COMING ATTRACTIONS

SATURDAY MAY 4, 2024

FAMOSO SWAP O RAMA

DRAGSTRIP
BAKERSFIELD · CA
+ CAR CORRAL
+ VINTAGE CAMPER DISPLAY
+ SHOW AND SHINE



CLASSIC CAR AND MOTORCYCLE SWAP MEET

CALL (844) 346-4876 TO RESERVE YOUR SPACE

WWW.FamosoDragStrip.Com - 33559 Famoso Road Mc Farland, CA 93250

SATURDAY MAY 4TH 7AM TO 5PM
NO MOVE-IN AFTER 7AM ON SATURDAY

LARGE SWAP SPACES | PAVED CAR CORRAL | COMMERCIAL VENDORS | GASOLINE ALLEY | AUTOMOBILIA

TURN THOSE OLD PARTS INTO CASH!

<p>SWAP SPACES 30'X60' \$60.00 PRE-REGISTERED Friday 8am to 5pm-Sun 7am-5pm Saturday 7am-5pm \$75.00 ON FRIDAY MOVE-IN DAY & DAY OF SWAP MEET 2 WRIST BANDS CAMP IN YOUR SPACE</p>	<p>CAR CORRAL PARKING SPACE \$40.00 PRE-REGISTERED Friday 8am to 5pm-Sun 7am-5pm \$50.00 ON FRIDAY MOVE-IN DAY & DAY OF SWAP MEET 2 WRIST BANDS CAMP IN YOUR SPACE</p>	<p>RV PARKING \$40.00 PRE-REGISTERED Friday 8am to 5pm-Sun 7am-5pm \$55.00 ON FRIDAY MOVE-IN DAY DRY CAMPING ONLY 2 WRIST BANDS NO OPEN FLAMES</p>	<p>COMMERCIAL SPACES PLEASE CALL THE FAMOSO DRAG STRIP* TO RESERVE YOUR VENDOR SPACE 4 WRIST BANDS Friday 8am to 5pm-Sun 7am-5pm Saturday 7am-5pm \$25.00 FOR ADDITIONAL WRIST BANDS</p>
---	---	---	---

\$15.00 ADMISSION FOR ADULTS, 12 YEARS & UNDER FREE! GATES OPEN SATURDAY AT 7:00 AM



Model A Ford Club of America
2024 National Convention
in Ruidoso, New Mexico




June 23rd to 29th, 2024
at the
Ruidoso Convention Center



Host Hotel: MCM Elegante Ruidoso

- Door prizes
- Car Games
- Raffles
- Tours

SouthwestAventures.com
Sponsored by "Southwest Model A's"




FRIENDSHIP DAY 2024
Sunday, May 19th / 8am-2pm
441 Seaport Court, Port of Redwood City





Friendship
Mid Peninsula
Day 2024
Old Time Auto Club

www.MPOTAC.com

We are the Bay Area's longest running family friendly car show. The Mid-Peninsula Old Time Auto Club (MPOTAC), began in 1960 and Friendship Day started in 1963 (sixty years ago).

Sunday May 19th, 2024

★ ★ ★ 2024 ★ ★ ★

SAGEBRUSH CLASSIC



MAY 24, 25, 26
FUJI PARK
Carson City, Nevada

★ Banger A's ★ NCRG ★ MAFCA ★

WAY WAY BACK ROADS TOUR TO CLOVIS

March 8, 2024: We left our meeting spot at Monterey McDonalds at 9:00am as scheduled. The group consisted of Rich & Gwen Campbell, Lee Delcanto, Ray & Linda Fontaine, Joe & Tina Goulart, Dennis & Judy Rinaldi, Sean Rinaldi, Ron & Liz Bueno & Ken Smith. The drive went well but, we had a delay in Morgan Hill. Got to Safeway in Hollister for a break and gas. Continued on hwy. 25 until a turn onto Panoche Rd., and WOW did the road change. Patches, pot holes, double line markings gone. All line striping gone. We had to ford three waterways that crossed the road. It was just us and the cattle as they stared at us because of our noise. Only one license plate came off but was recovered. One part of our route was even closed because of flooding but we found an alternate route which got us to Kerman for our lunch break. We finally arrived in Clovis and made it to our hotels safely. **Ron Bueno**



The roads on this tour are becoming a legend.



Fear not, no lives were lost.

CLOVIS CCRG TOUR #3

March 9, 2024: For those of us that signed up for the tours on Saturday in Clovis, there was a choice of one of four tours to go on. As we were a late registration, we were placed on #3 as it was the only one not filled.

The first stop for our group of 25 or so cars was the Clovis Flat Track Museum. The amount of motorcycles devoted to both flat track and speedway racing was staggering, easily 75 or more bikes on display. And the collection of old rider leathers, helmets and period posters promoting the races through the years was pretty neat as well.

After a short half hour at the museum we toured through town to Sham's Rio Grande Oasis. A historic building in the city of Fresno. It was a gas filling station from the mid-thirties that was in the process of being restored by its owner. The building shell was complete and was ready for the displays to be installed. Across the street was another building restored by the same owner that had a collection of neon signs, a pool table, bar and a 1963 Ford Futura race car that was fired up for the crowd to hear the roar of the 351 Cleveland power plant.

We then drove about 20 miles to the town of Reedley to visit Hillcrest Christmas Tree Farm with its miniature train. The primary motivation is to build and maintain model trains for different clients. Both steam and diesel locomotives and support cars are both built and maintained by the staff. One of the most famous clients would be Disney and their fleet of trains. The secondary draw for the facility was for the people living nearby to ride the train through the property. With the rolling hills and a multitude of trees and landscaping, it was hard to believe we were still in heart of the central valley.

Our next stop was for lunch at the Beekman's place with a driveway almost ½ mile long with old rusty trucks from the 30's and 40's. In the large barn was a large collection of signs and other automotive paraphernalia. Representing a large portion of the car collection were mid to late 1960 Chevrolets. Brian Beekman was a particular fan of El Caminos and Chevelles. We later found out the Beekman family were third generation beekeepers with over 10,000 be hives and members of the Sue Bee honey co-op. **Mark Barrett**

More CCRG stuff on following page

Just a sampling of pictures can be shown here, go to SCVCMA.org to see lots more.

FIRST, THE FOOD!!!



The Welcome BBQ



The Final Banquet



Lunch at the Beekman Estate

THE FOOD WAS OUTSTANDING, CONGRATULATIONS TO OUR HOSTS

And finally, topped off at the Woolgrowers in Los Banos



More CCRG stuff on following pages

SECOND, THE TOURS!!



The Beekman Estate



Mark Baskins Buildings



Commercial Neon



The Kallas Ranch



Hillcrest Tree Farm and Railroad



The Flat Track Museum

Just a sampling of pictures can be shown here, go to SCVCMA.org to see lots more.

More CCRG stuff on following page

AND EVERYTHING ELSE



If you can't do 50, there's something wrong with your right foot.



Todd Riley, one of the gentlemen in charge at CCRG Jamboree from the Sierra A's, was a member of SCVC. When he was 5 years old, he lived in San Jose with his parents who were members of SCVC before moving to Clovis.



Got onion rings????



Seemed like a good idea at the time.



Wonder if they got any??



Won the Burtz engine!!!!

WELL, THAT WAS REALLY FUN!

Due to an I-680 road closure our tour leaders decided to alter plans to visit the Cobra Museum. Instead, Susan and Dave Jones and Rodger Griffin put together a great tour to Agnews Historic Park and the Google Campus, culminating in lunch at the Google Cafe.

17 member families driving 14 Model A Fords met in front of Pete's Coffee on Calaveras Boulevard in Milpitas. We drove to Agnews Historic Park which was once the site of the "Agnews Insane Asylum." Opened in 1889, it was the third neuropsychiatric institution the State established for the care and treatment of the mentally ill. In 1906 the earthquake in Santa Clara County tragically caused the multi-storied, unreinforced masonry to crumble, killing over 100 patients.

The Institution was redesigned as a cottage plan with low-rise buildings along tree-lined streets. Over the years treatment of the developmentally disabled moved from state hospitals to community treatment programs. In 1996 the land was sold to Sun Microsystems where it built its corporate headquarters. Sun invested \$10 million to restore the key historic buildings and today the former Agnews Developmental Center is listed in the National Register of Historic Places.

Rodger described the design elements of the original building architecture, known as the Mediterranean Revival style. The concrete and stucco buildings have tile roofs, decorative tile patterns, rustic wooden balconies, porch columns and banisters. The beautiful auditorium and mansion are available for cultural and social events. At the center of the complex is the Clock Tower Building which was once the Treatment Building. We lined up all the cars in the parking spaces and took photos. Bill Cilkler took several. In one, we're all waving!

From there we drove past the Twin Creeks Sports complex where there were numerous baseball games in progress. After that we got a good view of Moffett Field's Hangar #1 whose floor covers eight acres and can accommodate 10 football fields.



Years ago, the Navy removed all the covering, windows, doors, etc. of the hangar which were contaminated with toxic chemicals. Currently, a project is in place to remove the contaminants left in the steel frame, prime and paint it, seismically upgrade it, and replace the windows and doors to resemble its original visual look. Google executives park their corporate jets on the land there, and other VIPS fly in and out of the airfield.

We drove past the NASA wind tunnels and a large Army Reserve facility to a building on the Google campus called the Gradient Canopy. If you haven't been there, all the architecture on the campus is quite interesting. Walking from the parking lot to the Cafe, we passed many people stationed at key points to direct visitors. They enjoyed seeing our cars driving by and asked us about them.

There were some interesting large sculptures (from "Burning Man") on the plaza outside and some ceramic pottery inside the Cafe. One of the art pieces is of a bear whose fur is made from 160,000 pennies embedded on edge in cement. Please see the photos on our website for more details. Some folks brought lunches and the rest bought salads, sandwiches, or soup in the Cafe, and we sat outside on the patio enjoying the beautiful green hills, wonderful weather, lovely plantings, and each other's company. A good time was had by all!

Guest Author,

Karen Larsen



The Google "Gradient Canopy"



SCVC invades Google.....



The "Orb"



It's a "Penny Bear", real pennies for fur.



Artistic tanks seen on the tour.



Agnews Historic Park

KENNY & CHIFFON CROSS

My wife and I have a beloved 1931 model A Roadster and a 1930 Model A truck. We enjoy driving with the wind in our hair, checking out views in the Milpitas hills, and seeing all the happy smiles as we drive a piece of history.

Growing up, watching Johnny Dangerously (comedy film about 1903's life in NY), I was introduced to Model A vehicles. What a treat! From there, my interest grew.


I would watch my Dad work on his Chevy truck. The best part was hearing the motor come to life and enjoying new performance mods. He taught me how to work on cars, Model A's taught me patience.

The simplicity of the Roadster and hunting for parts keep me coming back for more.

Kenny Cross



Don't miss the roadster in the background.



RADIATORS & MORE

There were 35 member families (37 individuals) at the technical seminar today.



It was cool in the shade, lots of hands in pockets.



Another great seminar from Rich.



What the innards look like.



Couple things to remember from today: Do not use an original 2 blade fan; Aluminum radiators are being used by members and cost a whole lot less; Use muriatic, not phosphoric acid to get rust out of your block; Use propylene glycol rather than ethylene glycol for your 50-50 antifreeze.

Saturday, April 20 is the Hubley seminar. This will be a JOINT seminar with everyone meeting in the Elderton's shop. A two-lane short track will be set up for test runs of your cars. There are no electronics associated with this track, so no run times will be available.

Some of the rules set up for Hubley races are:

--Cars must be one of three brands: Hubley, Gabriel, or Scale Model. Any body style may be used; "cars" when used in this article refers to all models.

--Cars must be stock, including the original tires, wheels, and axle screws. No ball bearings!

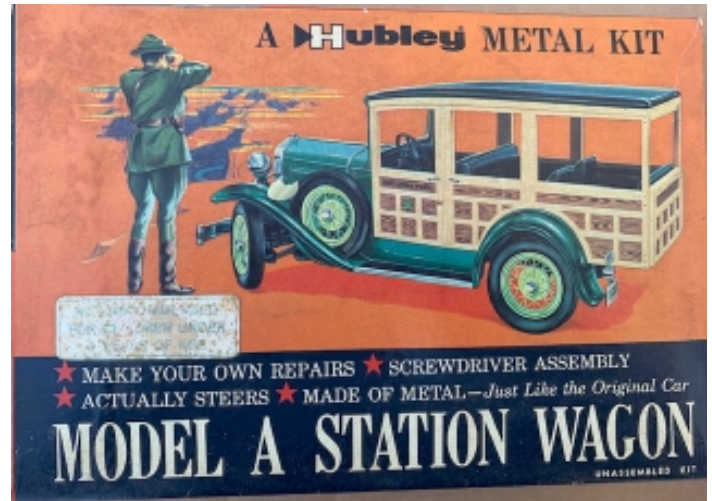
--Weight can be no more than 1 lb, 5 oz. (A scale will be available for you to weigh your car.) Weights (any type) may be added to bring your car up to maximum allowable weight; the weights must be secured.

--Only dry lubricants are permitted.

If you haven't yet assembled your car, a suggestion is to file burrs off the pieces. Cars may be painted any color, or left unpainted.

The intent of this seminar is to provide an opportunity for you to fine-tune the running of your car, so you will want to have your car assembled before coming to the seminar. Bring your own tools with you. The types of carrying cases people use run from a small cardboard box to a wooden box with hinged lid to old lunch pails. Ladies have even used small plastic cosmetic cases.

Hubley racing is a big deal among adults; lots of cheering and competition. There will be a table set up at the seminar for those who would like to make pom-poms. Popsicle sticks and curling ribbons will be provided.



FOR SALE: Hubley Model A Phaeton kit, sealed original Hubley, \$50; Hubley Model A Station Wagon kit, open box, original Hubley \$45. Ted Kafer, tkafer@sbcglobal.net, 408-866-2533 03/24

GENERAL MEETING MINUTES 4/2/2024 (Cont'd)

Apr anniversaries: Cilkers, Days, Wildmans, Barretts, and birthdays: Judy Cole, Jill Barrett, Mark Colbeck, Kevin Enderby. (Mar birthdays missed last month: Cris and Jessie Holombo).

Next board mtg: Apr 30 at 7pm

Next general mtg: May 7 at 7pm Motion to adjourn by Tina Goulart and seconded by Rich Campbell at 8:29pm.



LACE BUTTON PINS

Liz Ng led the ladies seminar in making lace button pins. These pretty unique pins can be worn on a lapel or an era hat. They also can be worn on a clip in your hair. Good seminar, thanks Liz



Cookie buttons courtesy Nora Elderton



Lace button pin examples from seminar.



Food seminar or lace pin seminar????



Through the generosity of Donna Lewis, former MAFCA President and MAFFI Trustee, "Betsy", a 1930 Ford Model A has been donated to help raise funds for the expansion of the beloved Model A Ford Museum. The car remains in the same condition as restored by Red Grow in the 1950's. Enjoy driving "Betsy", your newest Model A, to your next cruise-in or car show. This is a truly historical vehicle, once owned by a MAFFI Hall of Fame inductee.



"Betsy", became famous as the best Model A in the world. The Ford Model A has gathered 32 top place trophies in the 34 shows which the car was entered. That includes two national shows in 1957 and 1962. Overall, the car won 39 trophies. It is said that Red Grow's car, "Betsy", was an inspiration at the time. It drove many people to do their best in restoring their own car. This urge to do the best restoration possible, developed the need for more information about how to a



better job. As a result, the Judging Standards evolved. We can thank Red Grow and the MAFCA founders for their vision.

In 1967, Red sold "Betsy" to a Ford car dealer named Dave Grubbs for \$5,000, an unheard-of price in those days. As a result, Dave Grubb placed the car in a glass cage centered in his dealer showroom. Now, you have a chance to own "Betsy" by entering a Sweepstakes through our website, <https://www.maffi.org/index.htm> , or scan the QR code and receive 20% more tickets for your Donation, available at checkout!"

Happy Motoring,
Cindy Ellenbecker, MAFFI Trustee-Secretary

IT SEEMED LIKE A GOOD IDEA AT THE TIME

(from 1915 Popular Mechanics)

**DISHES CLEANED BY PEELING
INSTEAD OF WASHING**

Peeling takes the place of washing in a dish which will shortly be placed on the

market. The device consists of a stiff base, on which is mounted a number of thin layers closely compressed. When the dish is soiled, the top layer is peeled off, leaving a clean dry dish for the next meal.



Peeling Off the Top Layer Leaves Surface of Dish Clean and Ready for Next Meal



For those that subscribe to the Flying Quail newsletter, I'm sure you've noticed the revised look and enhanced content. The new Flying Quail appearance is vibrant and refreshing. I would like to especially thank Will Langford, Chapter Coordinator Director and Gary Price, Secretary for their efforts to renew and revitalize the publication. I would also like to thank all those that contribute articles and material to be included in the newsletter. Keep those articles coming. If you do not subscribe, you should check it out. I think you will find it very informative and interesting.

A couple of months into the new year and I hope you haven't broken all your new year resolutions. I hope you are still getting that "little bit of exercise" each day, eating wiser and healthier and haven't slipped back into that bad habit you swore to yourself to stop. Staying true to the course on our new years' resolutions, as my father once said after trying to hit a golf ball for the first time in his fifties: "It's harder than it looks".

After a slow year in 2023, for Elaine and I at least, and driving our Model A only a little more the 5,000 miles my resolution is to drive my Model A weekly, weather permitting. Not to necessarily make it my daily driver but to get it out on a regular basis. So far, so good. Good 'ol south Texas weather makes that possible. Maybe not in your area, but good luck getting you Model A out and about on a more regular basis in 2024.

Now is the time for you to decide if you are interested in participating in MAFCA's leadership as a National Director. Information is available on the MAFCA website at: www.mafca.com/elections.html. Additionally, each Director is available to answer your questions and help steer you in the right direction to run for office.

Our 2024 MAFCA national convention, Southwest "A"ventures", is scheduled for June 23 – 29 and is being hosted by the Southwest Model A's. They have planned a great list of activities and are working diligently to put together a great outing. Check their webpage: <https://www.southwestventures.com> for information on registration, including the registration forms, convention clothing items, raffle items and access to purchasing raffle tickets. Sounds too good to miss, so start your planning now!

In prior years, MAFCA has clearly supported the concept that youth are essential to the Model A hobby's future and chapters are the means to introduce youth to the hobby. Establishing club activities that invite youth participation is a fundamental key to turning our youth into lifelong hobbyists. May of each



year has been designated as Model A Youth Month. Now is the time for chapters to complete their planning and to begin publicizing their event. I look forward to reading about the many different ways our chapters are involving our youth in the hobby.

On another note, Bob Moore, President of the Model A Youth Restoration Award organization (MAYRA), provided me the following statistics: 2024 is the 30th year that MAYRA has been donating to youth. Through the last award in July 2022, they have made 105 awards to 85 youth. Awards have grown over the years, and in 2022, ten recipients each received \$3,000 in gift certificates. Currently, MAYRA is pushing to get the word out that May 31 is the final date to apply for a restoration award. They would love to have 20 applicants this year. Information on the award is on their website at www.modelarestorationaward.org.

I look forward to reading about the many different ways our chapters are involving our youth in the hobby.

"See you down the road!"

Robert Bullard, 2024 MAFCA President



SHADE TREE MECHANICS



EXTRACTIONS ARE ALWAYS FUN

Broke a head stud? Now what? Here is how I get it out. My first step is to apply some penetrating fluid, let's use the 50% acetone, 50% ATF mixture. Then, I put the head back on with about four studs. That keeps it in the proper place for the next step. I have a set of left hand bits. Why left hand? Because as you drill out the broken stud the left hand bits are also trying to unscrew it. I start with a small bit, maybe 3/16 inch diameter. Before drilling, I scrounge or make a spacer tube on my lathe to keep the bit centered on the stud and square with the block. Drill the broken stud all the way through, being careful not to go into the water jacket. Then step up to the next size, maybe 1/4". You don't need a spacer for this one, the hole will be self-guiding. Then step up the size again, and then again and then again. Be sure and look up the thread minor diameter as that is the absolute limit on usable drill size. What I have found is that eventually the broken stud will just spin out as the drill size approaches the minor diameter of the thread. Actually, I have used the left hand drill bits on all different sizes of studs and bolts, almost always successful.

There are other schemes to remove a broken bolt. Everybody has easy outs. But I have never had much luck with an easy out. Again you need to drill a hole down the center of the broken bolt and tap the easy out in. However, the nature of the thing is to wedge itself tight in the drilled hole which tends to expand the thread and make the broken bolt tighter. And the bigger risk is to break the damn thing off and then what do you do? Not sure why I even keep a set of easy outs.

One more scheme. Set a nut on top of the broken bolt and lay an arc weld in the center of the nut to attach the nut to the broken bolt. This does two things: it gives you a place to apply a wrench and it applies heat to the stuck bolt which is good. The heat tries to expand the bolt and then it cools and

shrinks, and this always has a loosening effect. So, good luck, and yes, you can borrow my left hand drill set.

bob m



The cast of characters.



Model T Headbolt drilled for 3/16" bit.



Standard bit is just about the right length.

SCVC MEMORIES

60 Years Ago - April 1964

Sonora overnight trip - April 25 - 26., Modesto Swap Meet April 25. Fred Wilkinson was president of SCVC. Frank Bowman was the editor of the Script. There was a Fashion report from Fifth Avenue Modes. It stated that there were pure worsted wool, two piece bathing suits with contrasting shirt and trunks for \$2.95!! Judy Wynton from Oakland had classic antique clothes for sale. All periods, and all in good condition.

40 Years Ago - April 1984

SCVC had a Super Swap Meet that netted \$68,000! WOW! Many Edsel Awards were given out for not driving a Model A on a tour, including one for the President Rodger Griffin! There was a great write up on the March Yosemite Tour in the snow for St. Patrick's Day. On the way home from the tour all went well until the stop in the little mining town of Coaterville! Minor repairs had to be made on many Model A's ,Dave Jones , Perkins, and Phil Taoramino's A. Since Phil rarely had a problem everyone stayed and clustered around to witness this historic event!

20 Years ago - April 2004

Spring hat styles were featured in the April Script! Craig Rice was the president this year, 2004. Patti Meneely was vice president and had an interesting stem to share at the club meeting regarding how hat pins had originated and why they added a protective tip to the end of the pins! There was a Chowchilla Tour 20 years ago! We had five Model A Clubs represented with 40 adults, 3 delightful children and 1 good doggie! All lead by Bill Rose. We had lunch at the Wool Growers Basque Restaurant in Los Banos! Sound familiar?



A hot date went to the drive-in movies...



**TWOULD BE
MORE FUN
TO GO BY AIR
IF WE COULD PUT
THESE SIGNS UP THERE**



**MUSINGS
OF
VAGABOND
GREEN**



JUST TRYING TO KEEP UP

This past month I have got several little culture shocks and realized that I am getting further and further behind the times, no matter how hard I try to keep up. I was in an upscale bakery treating myself to a ridiculously high priced muffin and whipped out my wallet to pay for it. I selected a twenty dollar bill and proffered it to the gal minding the cash register. She gave me a funny look and said, "We don't take cash." WHOA, when did that happen? "Well, what do you take?" "Oh, you can use your iPhone or your apple watch or your fitbit." "Really!!" Being a bit of a curmudgeon with the last flip phone on earth, I had to sheepishly admit that I did not have any of those. By this time, there are six people (all under the age of 30) in line behind me all waving their electronic payment devices. Well, I don't want to work off my bill in the bakery, so I ask if credit cards are still being used. Yesssss!!! Saved by my Wells Fargo credit card, I dash out the door before I gain any more

notoriety as the last man on earth without an iPhone.

My second culture shock was at a restaurant. There were no waiters as such. The table had a little freestanding placard with an inkblot about the size of a stamp on it which you are supposed to use with an iPhone for ordering. Well, Pat does have an iPhone, so being reasonably intelligent people, we ought to be able to do this. The deal is, you use the camera on your iPhone to capture the ink blot and it magically produces the menu on your iPhone. Success!!! After only twenty minutes, we have made a selection and touch the order icon. What comes up next is a request for payment. Oh boy, and here we thought we were done. Blank stares all around. Fortunately, my son was with us, and he explained that we needed some form of electronic payment on the iPhone. O,k,a,y,,,, how do we do that. Twenty minutes later, under his tutelage, we actually have set up Apple Pay on Pat's phone. One touch of the finger on the pay icon and food appeared two minutes later. Boy, we are really hep. (Is that word still used or are we out of date on that also?)

Sure hope we can remember how to use the apple pay next time, beginning to think we need a full time techie to guide us.

DODGED A BULLET



am glad I did, cause look what I discovered. This tire was still holding air and had to be like that the last time I arrived home from a trip. Good luck on my part from two stand-points: 1) I made it home; and 2) I found it before hitting the road again. Moral of this story, go out and check your trailer tires now, don't wait till it is time to hook up and go.

bob m

A CHUCKLE A DAY.....

There were two guys working for the city. One would dig a hole -- he would dig, dig, dig.

The other would come behind him and fill the hole -- fill, fill, fill. These two men worked furiously; one digging a hole, the other filling it up again.

A man was watching from the sidewalk and couldn't believe how hard these men were working, but couldn't understand what they were doing. Finally he had to ask them.

He said to the hole digger, "I appreciate how hard you work, but what are you doing? You dig a hole and your partner comes behind you and fills it up again!"

The hole digger replied, "Oh yeah, must look funny, but the guy who plants the trees is sick today."

FOR SALE: Model A parts
 Two '30 Standard Fenders, \$300 for both.
 Two '30 splash apron nose shields, \$100 for both.
 Pair of '30-'31 running boards, \$50 for both.
 '28-'31 Dashboards, \$100 each.
 '30-'31 Headlights, \$300 for pair.
 '30-'31 Radiator, \$400
 '30 Splash Shields, \$175 ea.
 '30-'31 Left and Right Engine Pans
 CarryKing Metal Trunk, \$125
 Luggage Trunk for Rear Luggage Rack, \$100
 16 gallon Shop Vac.
 Ray Fontaine, 408-258-0186 04/24

"VIP SERVICES TO EXPAND JOY IN THE UNIVERSE"
 (617) 519-7522
Anamaria Alvarez North
 Ardent Animal Lover
 Pet sitter and walker
 Housesitter
 Declutterer
 Driver, shopper, etc
 Email: anamaria7522@yahoo.com

04/24

FOR SALE: 16", 17", 18" Ford spoked wheels from the 30's. \$40 ea. Bob Meneely 650-948-9301 02/24

FOR SALE: 1913 Model T chassis. Brass Radiator. Aluminum Hogshead. Aluminum Manifold. 12 Rivet Rearend. Tapered Leaf Springs. Cast rear body mounts . Very complete. Motor turns and has compression. Nice set of wooden wheels, would make a great start to a Brass Era Speedster. Asking \$1,800.00 or Best Offer. Call Ben 510-427-0482

04/24

Model B Engine for Sale: Completely rebuilt with new Babbitt bearings and sleeved to standard. Come see it run on the test stand in our shop. Includes Snyders Touring Cam, counter-balanced "C" crankshaft, Burtz 6.5 to 1 Model A high compression head with improved water flow. Has Lighted Model B Flywheel and rebuilt pressure plate, new clutch plate. Outright \$5700 with no core. Less if you have a good core. Go to www.amuffler.com under "For Sale", for a link to the video showing the engine running. Does not include manifolds, carburetor, generator, starter or distributor. Joe Davis, Aries Limited, 6 West Jackson Street, Medford, OR 97501, 650-279-6609 www.amuffler.com 03/24



Stuff for sale or trade. Submit your ads to Bob Meneely, 26044 Duval Way, Los Altos Hills, CA 94022, (650) 948-9301, rmnly@yahoo.com . Ads will be run for 3 months unless cancelled.

FOR SALE: 1931 Model A Deluxe Coupe (Rumble Seat). This was the first car my 88 year old Dad ever owned as a teenager. Years later he got a restored one for himself from Napa, CA and drove it for 3-4 years until the gas tank rusted. He purchased a gas tank and it has been parked in a covered in a barn for 30 years now. It ran well including the engine, steering box, radiator and spark plugs until the fuel tank needed to be replaced. New fuel tank included. Rumble seat, interior seat, body and roof in excellent condition. 69,900 miles. \$16,500. Stored in Davis, California (near Sacramento). Seller will be coming from the San Francisco Bay Area for showings. Serious inquiries only please. Kerry Hedrick Laird, 707-816-2404

04/24



FOR SALE: Late 1931 Ford Model A Steel Cab Truck, \$15,000 obo

1931 Ford Model A Steel Cab Wide Bed Pickup Identification No. DMV50222CA

This late model 1931 Steel Cab Pickup has gone through a complete mechanical restoration in 2021. The restoration includes a 50+ hp Burtz inline four-cylinder engine with less than 1,000 miles, two-barrel Weber Carburetor, Brierly Cam (C- Grind), 12V electrical, rebuilt four-speed F150 manual transmission, rebuilt F100 pickup steering, four-wheel hydraulic brakes and Ford spoke wheels with fresh powder coat paint.

This handsome Steel Cab Pickup has been in the collection of a California Model A family since 1976. The Truck currently resides in Virginia where the owner has maintained it fastidiously, participating in Washington DC area car shows and parades.

Finished in Black, it has the standard Black artificial leather interior. Built in late 1931, it has all the very late Model A features, including the indented firewall and re-designed fuel tank. Steel Cab, Wide-Bed Model A Trucks seldom appear on the market much less with a Burtz engine. This late-model Pickup represents a rare opportunity to acquire a great example of this very desirable model. For Inquiries: Call Paul in Virginia at 703.627.1324 or WhatApp Sean at +260 97 4622275 02/24



FOR SALE: Model A parts

2 Simmons Model A carburetor cast iron bodies with some parts - \$40.00

Slant Window passenger side window regulator (A-164202) good condition, 1 threaded hole needs repair. \$125.00

Generator & Starter bands both 10/1929 (K10) plus 9/1929 (9K) distributor top plate. \$35.00

6 bladed plastic fan and steel hub. \$45.00

1 - A-7523-R spring (clutch pedal) (2 loop) NOS. \$30.00

Pair of 30-31AA short running boards in good condition, slight curve and no worn through dimples. \$75.00

4 original shock link bodies - \$20.00

1 - Brake pedal (11/1930 on) stamped steel ribbed surface, extremely nice, could be NOS. \$50.00

1 - AA-17697-B (10" long) review mirror bracket (cast aluminum from an original). It is the rough casting and needs finishing. \$75.00

2 - AA-17698 (14-11/16" long) review mirror bracket (cast bronze from an original). The rough castings need finishing. \$200.00-both

AA Long Wheelbase coupling shaft (AA-4815-C) - \$50.00

1932 to 34 NOS B-3575 Sector (steering worm) - \$85.00

Free - round Model A Vase from 2008 Dallas Meet. Pictures on request

Bill Cilker 408-234-5868

02/24

FOR SALE: Early 1930 Model A Coupe project car, needs to be finished (paint and assembly). Body and frame in good condition. Currently in primer. All modifications and fabrications are complete. Comes with 1930 plates. Bill of sale only. Needs to be verified for title. Converted to hydraulic brakes. Converted to 12V system. Engine has been rebuilt with Crager overhead valve modification and dual Stromberg carburetors (not started). 16" wheels. Tires are new, but have been sitting. Drop front axle. SoCal Speed Shop reversed eye rear lowering spring. Comes with original engine block, and many spare parts. Front seat has been re-upholstered. Rumble seat is just springs. Comes with brand new wood kit. Windshield and all glass has been replaced. \$15000. Call Nick at (408)313-8948 or email nkmandere@gmail.com 03/24

SANTA CLARA POWDER COATING INC.

"Let Us Fix It Like New"

RESTORATION OF PATIO FURNITURE
- INDUSTRIAL - COMMERCIAL - AUTOMOTIVE

- SAND BLASTING - SLING REPLACEMENT - REPAIR & PARTS
- CAST ALUMINUM - WROUGHT IRON - VINYL STRAPPING

800 ALDO AVE. SANTA CLARA, CA - 408-845-9100

www.scpowder.com



JOHN GUERRA

1600 Dell Avenue, Suite A, Campbell, California 95008
 408-378-1935 • Fax 408-866-1934 • 1-800-532-1932
 Email: allford@jps.net • allfordparts.com

ARIES MUFFLERS & PARTS

ORIGINAL MODEL A FORD EXHAUST SYSTEMS
 MADE PRECISELY TO THE FORD DESIGN

ALSO STATION WAGON TAIL PIPES AND
 FORDSON TRACTOR MUFFLERS(1917-1936)

AMUFFLER.COM

JDAVIS@AMUFFLER.COM
 650.279.6609

ARIZONA MODEL A, L.L.C.

- NEW PARTS
- USED PARTS
- SERVICE
- RESTORATION



SAMUEL P. GUTHRIE

HOURS: TUES - FRI 9-12, 1-5, SAT & EVES BY APPOINTMENT
 15838 S. GILBERT RD., CHANDLER, AZ 85225
(480) 782-0266

BRATTON'S ANTIQUE AUTO PARTS

YOUR SOURCE FOR QUALITY
 MODEL A FORD PARTS
 USING OVER 90% U.S.
 MADE PARTS SINCE 1976




800 255-1929 Phone
www.brattons.com
 800 774-1930 Fax
 1606 Back Acre Circle
 Mount Airy, MD 21771

Displayed are some of the parts we make using the FORD Blue print to ensure the correct size, shape, metal and heat treating.
 Be sure you use our Quality parts when working on your Model A.



FREE 180 page illustrated Model A Ford parts catalog containing over 4,000 parts with full description and pictures of each part with your order.



1928-48 FORD CAR & TRUCK

CWMOSS.COM - 800.322.1932



1909-48 FORD Parts
Model A, T, & V-8 Parts

800.242.6491
www.gaslightauto.com
1445 S. US Hwy 68, Urbana, OH 43078

FREE catalog

Mike's "A" Ford-able Parts
Mike Butcher



124 Model A Drive, Maysville, GA 30558
email: mike@mikes-afordable.com - www.mikes-afordable.com
Fax: 706 652 2492 - Phone: 706 652 3866
1 888 TRY MIKE (879 6453)



Specialising in 1928 - 1931 Model A Ford Parts

M M MITCHELL MANUFACTURING



Steve & Cyndi Mitchell
Mitchell MFG.
530-458-4500 800-859-2088
www.mitchelloverdrivemfg.com
mitchmanfc@frontiernet.net

MODEL A FORD
SYNCHRONIZED-TRANSMISSION
VINTAGE CAR OVERDRIVES

FORD OVERDRIVES/UNDERDRIVES
1928-1948

P.O. Box 925 1157 Parker St. Colusa, CA 95932

EVERYTHING FROM A TO Z!



ANTIQUE AUTO PARTS

888-262-5712
snydersantiqueauto.com

FREE CATALOG
U.S.A. Only




THE WORLD'S LARGEST SUPPLIER OF 1909-31 FORD PARTS!

"ONE MILE AHEAD"
Smith and Jones
ANTIQUE AUTO PARTS
SPECIALIZING IN MODEL A, MODEL T PARTS
52 Wiscasset St., W. Columbia, S.C. 29170

Quality Parts • Same Day Shipping
• Established 1912 •

Order Desk 1-803-422-1528
1-803-622-4141 • Fax: 1-803-622-8477
All Major Credit Cards Accepted



Davin E. Smith

Orders: www.snjparts.com
Email: snjparts@gmail.com

McKenna VanDalen Insurance Services
license #OM59477

Ruby VanDalen
Broker
12368 Saratoga Sunnyvale Rd
Saratoga Ca 95070
408-725-1112 Office
408-725-1177 Fax
rinsurance@aol.com

HAGERTY®

Let's Drive Together



The Ford Script
P.O. Box 6918
San Jose, CA 95150